


How to Join Cline PTO

Each year we have to wipe the system of previous Registration. Even if you signed up last year, you will need to register again this year.

There is a \$10 Annual Membership Fee to keep our website funded.

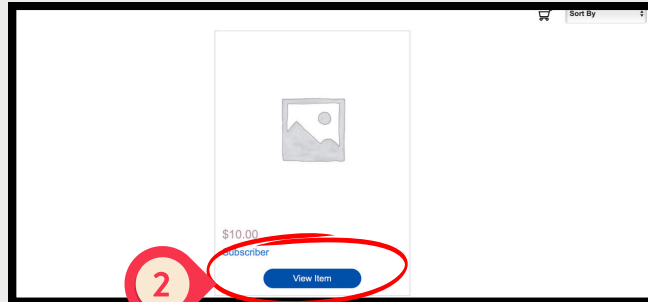
STEP 1:

Visit our website www.clinepto.com
Click 'Sign Up' top right on desktop
or Click the "Home of the Ponies"
picture if using Mobile site.



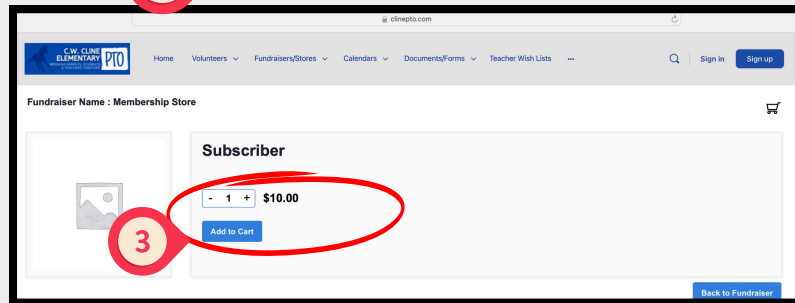
STEP 2:

Click 'View Item'



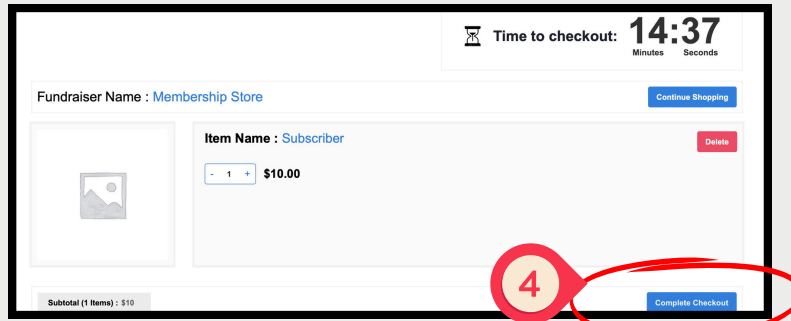
STEP 3:

Click 'Add to Cart'



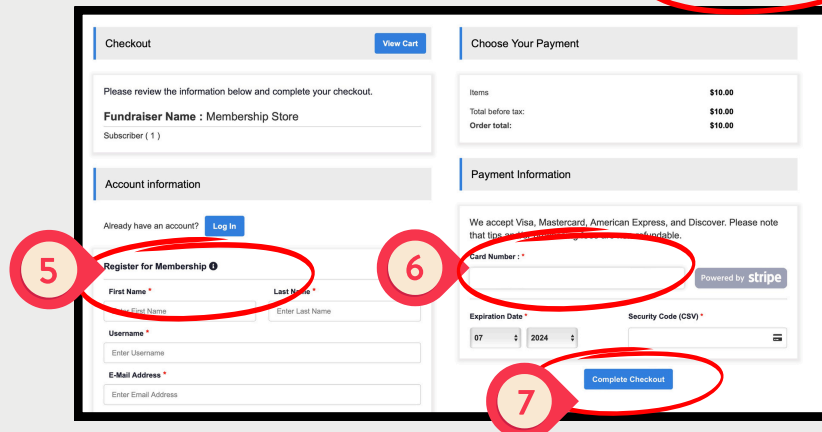
STEP 4:

Click 'Complete Checkout'



STEPS 5-7:

Fill out Membership
information on left,
payment information on right, & then click
'Complete Checkout'



FINAL STEP:

To complete registration, you MUST sign in and update your profile. Click on your profile, then Edit, and complete **FIRST** and **LAST NAME** on the Details page. Lastly, be sure your **email address is correct** on the Contact Info page. Click **Save Changes** button at bottom of each page.